




# ENERG



WHIRLPOOL

W7F HP33 A



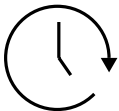
**86** kWh /  100



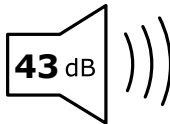
**15** x



**9,5** L



**3:30**



**43** dB

**A**BCD